

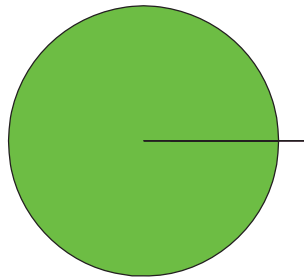
Market To Market Reconciliation

MARKET VALUE AS OF 12/01/2020		20,033,815.68
ADDITIONS TO ACCOUNT		
DIVIDENDS	158,735.29	
INTEREST	0.01	
LESS BEGINNING ACCRUED INCOME	0.01 -	
PLUS ENDING ACCRUED INCOME	0.01	
TOTAL ADDITIONS TO ACCOUNT		158,735.30
REDUCTIONS TO ACCOUNT		
TOTAL REDUCTIONS TO ACCOUNT		0.00
GAINS AND LOSSES		
UNREALIZED GAIN OR LOSS	1,068,505.34	
REALIZED GAIN OR LOSS	0.00	
TOTAL GAINS AND LOSSES		1,068,505.34
TOTAL MARKET VALUE AS OF 12/31/2020		21,261,056.32

Balance Sheet

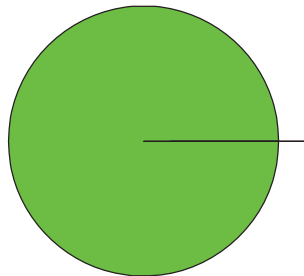
	AS OF 12/01/2020		AS OF 12/31/2020	
	AVG COST VALUE	MARKET VALUE	AVG COST VALUE	MARKET VALUE
A S S E T S				
CASH	0.00	0.00	0.00	0.00
DUE FROM BROKERS	0.00	0.00	0.00	0.00
ACCRUED INCOME	0.01	0.01	0.01	0.01
TOTAL CASH & RECEIVABLES	0.01	0.01	0.01	0.01
SHORT TERM INVESTMENTS				
CASH MANAGEMENT FUNDS-TAXABLE	319.46	319.46	319.47	319.47
TOTAL SHORT TERM INVESTMENTS	319.46	319.46	319.47	319.47
MUTUAL FUNDS				
MUTUAL FUNDS EQUITY	21,876,026.35	20,033,496.21	22,034,761.64	21,260,736.84
TOTAL MUTUAL FUNDS	21,876,026.35	20,033,496.21	22,034,761.64	21,260,736.84
TOTAL HOLDINGS	21,876,345.81	20,033,815.67	22,035,081.11	21,261,056.31
TOTAL ASSETS	21,876,345.82	20,033,815.68	22,035,081.12	21,261,056.32
L I A B I L I T I E S				
DUE TO BROKERS	0.00	0.00	0.00	0.00
TOTAL LIABILITIES	0.00	0.00	0.00	0.00
TOTAL NET ASSET VALUE	21,876,345.82	20,033,815.68	22,035,081.12	21,261,056.32
TOTAL NET ACCOUNT VALUE	21,876,345.82	20,033,815.68	22,035,081.12	21,261,056.32

Beginning Market Allocation



0.0%	CASH & RECEIVABLES	0.01
100.0%	MUTUAL FUNDS	20,033,496.21
0.0%	SHORT TERM INVESTMENTS	319.46
100.0%	Total	20,033,815.68

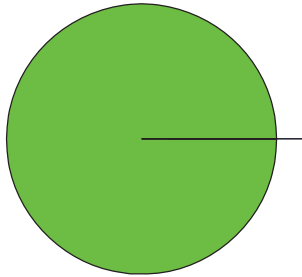
Ending Market Allocation



0.0%	CASH & RECEIVABLES	0.01
100.0%	MUTUAL FUNDS	21,260,736.84
0.0%	SHORT TERM INVESTMENTS	319.47
100.0%	Total	21,261,056.32

Summary Of Investments

Investment Allocation



100.0%	MUTUAL FUNDS	21,260,736.84
0.0%	SHORT TERM INVESTMENT	319.48
100.0%	Total	21,261,056.32

Investment Summary

	Market Value	Percent of Market Value	Estimated Annual Income	Current Yield
SHORT TERM INVESTMENT	319	0.00	0	0.02
MUTUAL FUNDS	21,260,737	100.00	501,356	2.36
Total Fund	21,261,056	100.00	501,356	2.36