

BEAVER COUNTY RETIREMENT/
MCKEE FIXED INCOME

FOR THE PERIOD: 01/01/2021 TO 12/31/2021

ADMINISTRATOR: GERRI STEIGERWALD
412-667-6424

BEAVER COUNTY
ATTN: MARIA LONGO
BEAVER COUNTY COURTHOUSE
810 THIRD STREET
BEAVER PA 15009

HUNTINGTON BANK HEREBY CERTIFIES THAT THE
ATTACHED STATEMENT FURNISHED PURSUANT TO
29 CRF 2520.103-5(c) IS COMPLETE AND
ACCURATE.

AUTHORIZED OFFICER

* MARKET VALUE AND ESTIMATED INCOME FIGURES ARE NOT GUARANTEED, BUT DO COME FROM RELIABLE SOURCES.

Huntington Private Client Group

Statement Period

01/01/2021 through 12/31/2021

Table Of Contents

Market To Market Reconciliation	1
Balance Sheet	2
Employee Benefit Statement	4
Summary Of Cash Receipts And Disbursements	7
Schedule Of Income	8
Schedule Of Realized Gains & Losses	91
Schedule Of Unrealized Gains & Losses	153
Schedule Of Other Additions	155
Schedule Of Other Disbursements And Reductions	159
Schedule Of Purchases	207
Schedule Of Reportable Transactions	226
Schedule Of Adjustments	227
Schedule Of Brokerage Commissions	233

Statement Period

01/01/2021 through 12/31/2021

Market To Market Reconciliation

MARKET VALUE AS OF 01/01/2021		26,627,773.55
ADDITIONS TO ACCOUNT		
DIVIDENDS	116,226.46	
INTEREST	209,272.07	
LESS BEGINNING ACCRUED INCOME	95,086.73-	
PLUS ENDING ACCRUED INCOME	0.04	
OTHER RECEIPTS	26,730,219.07	
TOTAL ADDITIONS TO ACCOUNT		26,960,630.91
REDUCTIONS TO ACCOUNT		
NON-CASH DISTRIBUTIONS	25,582,298.95-	
OTHER DISBURSEMENTS	1,113,079.86-	
TOTAL REDUCTIONS TO ACCOUNT		26,695,378.81-
GAINS AND LOSSES		
UNREALIZED GAIN OR LOSS	120,317.08-	
IN-KIND GAIN OR LOSS REDUCTIONS	308,371.04-	
REALIZED GAIN OR LOSS	147,010.07-	
TOTAL GAINS AND LOSSES		575,698.19-
TOTAL MARKET VALUE AS OF 12/31/2021		26,317,327.46

Statement Period

01/01/2021 through 12/31/2021


Balance Sheet

	AS OF 01/01/2021		AS OF 12/31/2021	
	AVG COST	MARKET VALUE	AVG COST	MARKET VALUE
	VALUE	VALUE	VALUE	VALUE
A S S E T S				
CASH	21,120.24	21,120.24	0.00	0.00
DUE FROM BROKERS	0.00	0.00	0.00	0.00
ACCRUED INCOME	95,086.73	95,086.73	0.04	0.04
TOTAL CASH & RECEIVABLES	116,206.97	116,206.97	0.04	0.04
SHORT TERM INVESTMENTS				
CASH MANAGEMENT FUNDS-TAXABLE	260,534.12	260,534.12	2,347.06	2,347.06
OTHER CASH EQUIVALENTS	239,995.60	239,999.52	0.00	0.00
TOTAL SHORT TERM INVESTMENTS	500,529.72	500,533.64	2,347.06	2,347.06
FIXED INCOME				
U. S. GOVT OBLIGATIONS	6,355,726.05	6,381,475.51	0.00	0.00
U. S. GOVT MTG BACKED SECURITIES	5,092,322.14	5,225,702.92	0.00	0.00
U. S. GOVT AGENCIES	760,568.79	763,847.00	0.00	0.00
CORPORATE OBLIGATIONS	6,179,329.51	6,521,005.54	0.00	0.00
CORPORATE OBLIGATIONS-FOREIGN	1,139,073.65	1,173,570.31	0.00	0.00
COLLATERALIZED MORTGAGE OBLIGATI	4,741,091.76	4,841,625.23	0.00	0.00
TOTAL FIXED INCOME	24,268,111.90	24,907,226.51	0.00	0.00
MUTUAL FUNDS				
MUTUAL FUNDS FIXED INC-TAXABLE	0.00	0.00	26,486,765.15	26,314,980.36
TOTAL MUTUAL FUNDS	0.00	0.00	26,486,765.15	26,314,980.36
CERTIFICATES OF DEPOSIT-OTHER				
CERTIFICATES OF DEPOSIT-OTHER	1,047,365.00	1,128,873.23	0.00	0.00
TOTAL CERTIFICATES OF DEPOSIT-OTHER	1,047,365.00	1,128,873.23	0.00	0.00
TOTAL HOLDINGS	25,816,006.62	26,536,633.38	26,489,112.21	26,317,327.42
TOTAL ASSETS	25,932,213.59	26,652,840.35	26,489,112.25	26,317,327.46
L I A B I L I T I E S				
DUE TO BROKERS	25,066.80	25,066.80	0.00	0.00
TOTAL LIABILITIES	25,066.80	25,066.80	0.00	0.00
TOTAL NET ASSET VALUE	25,907,146.79	26,627,773.55	26,489,112.25	26,317,327.46
TOTAL NET ACCOUNT VALUE	25,932,213.59	26,652,840.35	26,489,112.25	26,317,327.46

Statement Period

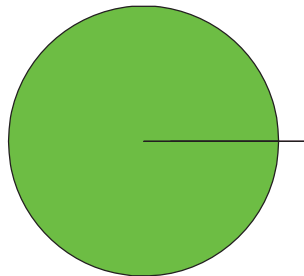
01/01/2021 through 12/31/2021

Beginning Market Allocation



0.4%	CASH & RECEIVABLES	116,206.97
4.2%	CERTIFICATES OF DEPOSIT-OTHER	1,128,873.23
93.6%	FIXED INCOME	24,907,226.51
0.1%	LIABILITIES	25,066.80-
1.9%	SHORT TERM INVESTMENTS	500,533.64
100.0%	Total	26,627,773.55

Ending Market Allocation



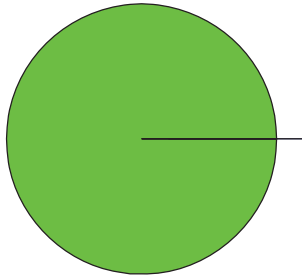
0.0%	CASH & RECEIVABLES	0.04
100.0%	MUTUAL FUNDS	26,314,980.36
0.0%	SHORT TERM INVESTMENTS	2,347.06
100.0%	Total	26,317,327.46

Statement Period

01/01/2021 through 12/31/2021

Summary Of Investments

Investment Allocation



100.0%	MUTUAL FUNDS	26,314,980.36
0.0%	SHORT TERM INVESTMENT	2,347.10
100.0%	Total	26,317,327.46

Investment Summary

	Market Value	Percent of Market Value	Estimated Annual Income	Current Yield
SHORT TERM INVESTMENT	2,347	0.01	0	0.02
MUTUAL FUNDS	26,314,980	99.99	194,804	0.74
Total Fund	26,317,327	100.00	194,805	0.74

Statement Period

01/01/2021 through 12/31/2021

Diversification Schedule Of Investments

Mutual Funds Allocation

	Market Value	%	Estimated Income	Current Yield
MUTUAL FUNDS FIXED INC-TAXABLE UNCLASSIFIED	26,314,980.36	100.00	194,804	0.74
TOTAL MUTUAL FUNDS FIXED INC-TAXABLE	26,314,980.36	100.00	194,804	0.74